Firmware Update Guide

Steel Knight

© Brook All Rights Reserved. www.brookaccessory.com June 2023

This document describes how to update the firmware of Brook Steel Knight.

⚠ **NOTE :** The update must be done on a PC; it cannot be done on a console.
⚠ **NOTE :** Make sure your PC is connected to the internet.
⚠ **NOTE :** You may try to disable antivirus, or run the program as administrator.

STEP 1 Download the update file from "**Download**" on Brook website:

www.brookaccessory.com



STEP 2 Turn off the Steel Knight controller power and follow the steps on screen to connection.

STEP 3 Click START

STEP 4 **DO NOT** disconnect during the update process



STEP 5 The following screen will be shown when the update has successfully finished.

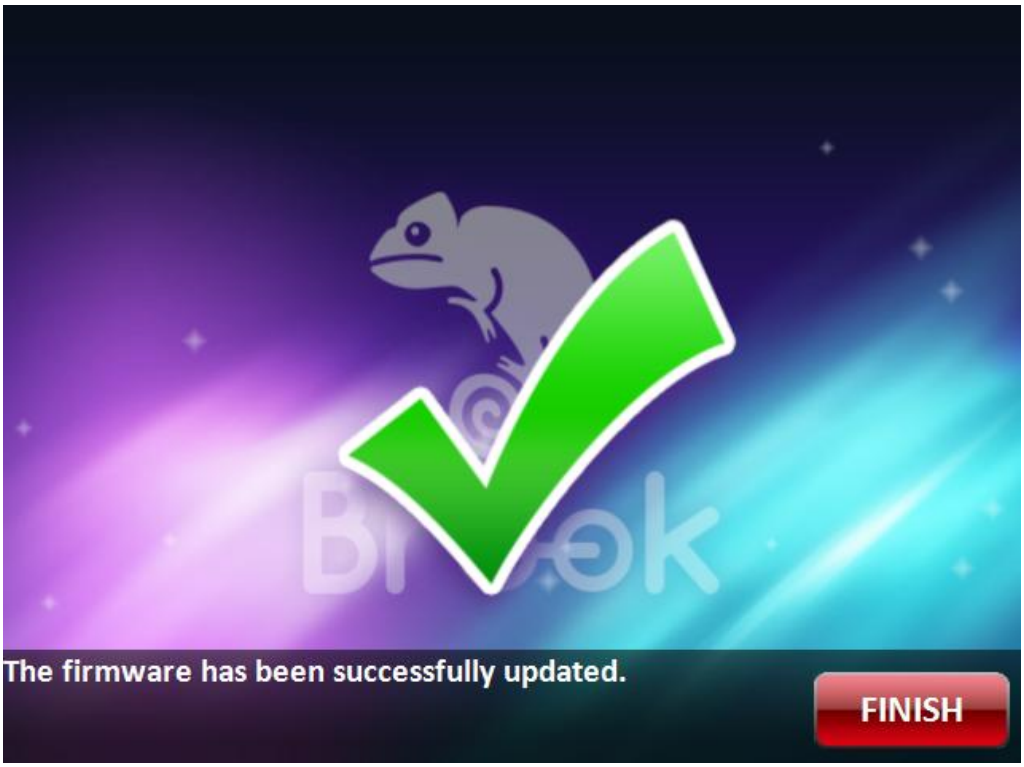

STEP 6 In case firmware update fails, the following screen will show, and please try to redo the setup from the beginning.

We recommend that you visit our website www.brookaccessory.com and download the update file again before restarting the update.